

## CAN Throttle controls



### Why:

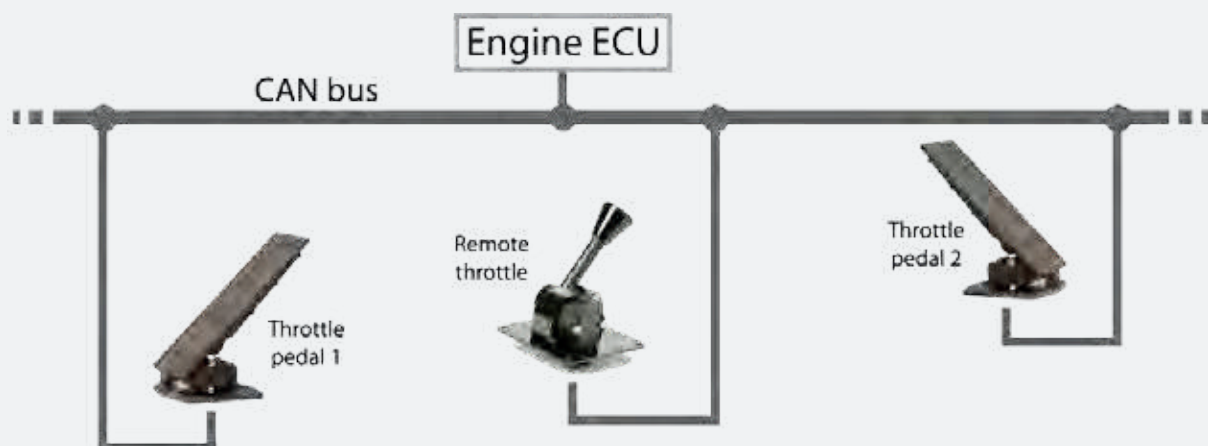
- Easy connection to vehicles equipped with a CAN bus network
- Multiple signals in two wires
- Quality and reliability of the CAN communication standard
- Possibility to program new parameters (dynamic network management)

### Description:

- All MCS controls can be provided with the CAN module
- Flexibility to adjust settings and parameters according to standards or customer-specific applications. CAN control continuous self-test with possibility to activate a report transmission
- such as diagnostic message or error register.

Customizing of wire type and length as well as connectors

Several protocols available such as: **ISO11898, J1939, CANopen, ISO11783**

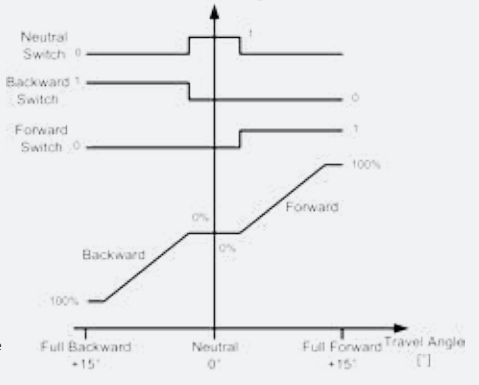
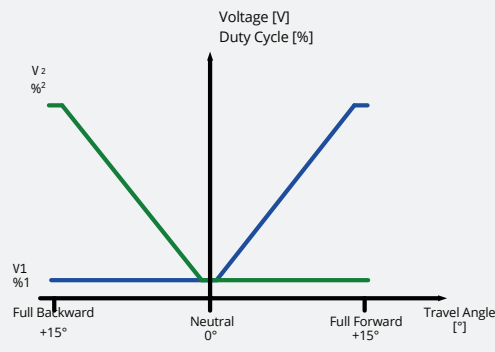
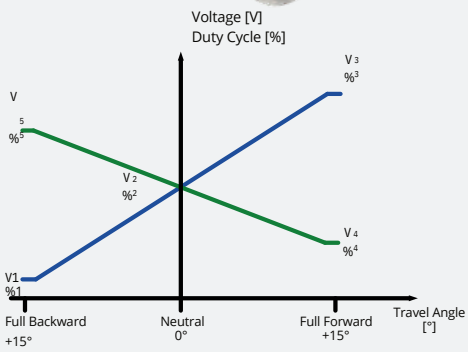


# Programmable electronic Implement and hydrostatic drive controls

Narrow or Wide Dual Acting Pedal - Single sensor  
**964 000 series**

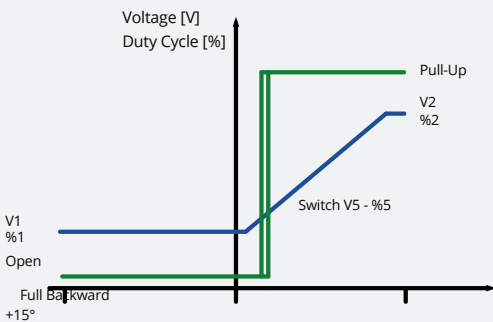


**CAN J1939 pedal modules**


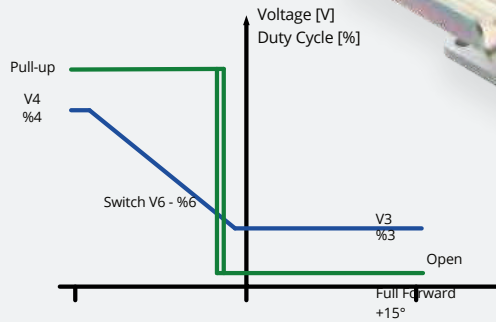


## Wide Dual Acting Pedal - Twin sensors

Sensor 1



Sensor 2



For product requirements:



Plot No.884, Industrial No.1,  
P.O.Box 30741,Sharjah- UAE  
+971 6 552 3589  
joyantony@rajkotmarinellc.ae



## The engines we make run :

- Caterpillar
- Cummins
- Dachai
- Daedong
- Daewoo
- Daf
- Detroit Diesel
- Deutz
- Hatz
- Hino
- Hyundai
- Isuzu
- Iveco
- JCB
- John Deere
- Kubota
- Liebherr
- Lovol
- MAN
- Mercedes
- MTU
- Navistar
- Nissan
- Perkins
- Renault
- Scania
- Shanghai Diesel
- Sisu Diesel
- VM Motori
- Volvo
- Volkswagen
- Weichai
- Yanmar
- Yuchai

For product requirements:



Plot No.884, Industrial No.1,  
P.O.Box 30741,Sharjah- UAE  
+971 6 552 3589  
joyantony@rajkotmarinellc.ae